

BLUEBERRY®

Community. Safety. Security. Identity.



AFFORDABLE SOLID BAR RAILINGS,
TUBULAR RAILINGS AND GATES

welcome

A family business

Blueberry is truly a family business, drawing from combined Fencing Industry experience exceeding fifty years.

This means we run the business based on genuine family values.

It doesn't mean we're perfect, but we really do care.

We select our suppliers with values close to our own, working to relevant British or Continental Standards, with service levels in keeping with our, and your expectations.

We have customers who, once having dealt with us, tend to deal with us time and time again.

We try to go one step further to improve our levels of service, before the order is placed, during manufacture and long after the jobs' been delivered and installed.

And to cement the whole lot together, we try to provide rock bottom prices with top quality.

Going Green

Likewise we really do try to minimise our carbon footprint, by product design and manufacturing process.

For example, our first priority is to design our own products in the style of traditional products, but using new tubular, pre-galvanised and powder coating technologies.

By utilising modern materials this achieves a virtually maintenance free life and suitability for eventual recycling.

Virtually any type of Railing can be fabricated to suit architects design and site conditions.



Site Surveys

The other good thing with having genuine Fencing experience is that we know how the Fencing Contractor works, what his demands are and what is really important to him.

We know this because Rob Walmsley, the Managing Director, started work in the industry on site, on the tools.

So, unlike the vast majority of suppliers, we understand what it's like to put a fence up.

Our Site Survey service is therefore very popular.

Corrosion Resistance

Blueberry Products are made to last. That's why we offer:

- Galvanised only, to BS EN ISO1461.2009, with up to 25 years life expectancy, many more in less harsh applications
- Galvanised, and Powder Coated to BS6496
- Pre-galvanised to BS EN 10305-5 and then powder coated.
- Our own special substrate on tubular fencing, then powder coated with independently tested 35 years life expectancy





Solid Bar Railings



Solid Bar Railings

TRADITIONAL BOW TOP

Description

Ideal for general demarcation and particularly popular with Private and Public Sector Housing Developments, Parks and Open Spaces.

Bar Dia:	Heights:	Standard Horizontals:	Standard Posts:
12mm	600-1500	40x8, 40x10	50x50
16mm	600-1800	40x8, 40x10	50x50, 60x60
20mm	600-2400	40x10, 50x10	60x60, 80x80



BB-TBT

BALL AND HOOP

Description

A decorative Bow Top for Parks and Housing. The ball finial can be substituted with any ornamental finial from a range of designs.

Bar Dia:	Heights:	Standard Horizontals:	Standard Posts:
12mm	600-1500	40x8, 40x10	50x50
16mm	600-1800	40x8, 40x10	50x50, 60x60



BB-BAH

PLAY BOW TOP

Description

Blueberry Play fencing complies with RoSPA guidelines. An essential specification for public play areas and schools.

Bar Dia:	Heights:	Standard Horizontals:	Standard Posts:
12mm	600-1500	30x10, 40x8	50x50
16mm	600-1800	40x8, 40x10	50x50, 60x60



BB-PBT

VERTICAL BAR

Description

A typical utility railing for security and general demarcation applications. Ideal in higher risk vandal areas.

Bar Dia:	Heights:	Standard Horizontals:	Standard Posts:
12mm	600-1500	40x8, 40x10	50x50
16mm	600-1800	40x8, 40x10	50x50, 60x60
20mm	600-2400	40x10, 50x10	60x60, 80x80



BB-VB

BALL FINIAL

Description

Very popular with Private Housing Developments. Can be supplied with Ball finials to posts.

Bar Dia:	Heights:	Standard Horizontals:	Standard Posts:
12mm	600-1500	30x10, 40x8	50x50
16mm	600-1800	40x8, 40x10	50x50, 60x60



BB-BF

INTERLACED BOW TOP

Description

A traditionally ornamental Bow Top, the design being very popular in Royal Parks. Usually supplied in 'Hurdle' form whereby each panel is bolted to the next, without additional posts.

Bar Dia:	Heights:	Standard Horizontals:	Standard Posts:
12mm	900-1200	40x8	40x8, 40x10



BB-IBT



Solid Bar Railings

FLEUR DE LYS

Description

Possibly the most popular and cost effective decorative rail. Posts look very attractive with ball finials.

Bar Dia:	Heights:	Standard Horizontals:	Standard Posts:
12mm	600-1500	30x10, 40x8	50x50
16mm	600-1800	40x8, 40x10	50x50, 60x60



BB-FDL

BALL AND POINT

Description

This railing is ideal where a 'point' feature is required, but where the possibility of injury to children is higher. The 'ball' at the top of the point avoids serious injury. Therefore ideal for public housing/open spaces.

Bar Dia:	Heights:	Standard Horizontals:	Standard Posts:
12mm	600 -1500	40x8	50x50
16mm	600 - 1800	40x8	50x50/60x60



BB-BAP

ARROW HEAD

Description

To be used only as a deterrent/ornamental feature. Therefore we do not recommend this sharp spear finial at fence heights below 1800mm.

Bar Dia:	Heights:	Standard Horizontals:	Standard Posts:
16mm	1800 - 2000	40x8	60x60
20mm	1800 - 2400	50x10	60x60/80x80



BB-AH



Estate Rail

TRADITIONAL, CONTINUOUS ESTATE RAIL

Description

Typical Georgian/Victorian Country railing, all components are supplied loose for continuous assembly on site.

Heights:	Posts:	Configuration:
1000, 1100, 1200mm	50x10, 40x8	Top rail and 3, 4 or 5 lower rails with graduated gaps



BB-TCER

TRADITIONAL HURDLE/LOW COST ESTATE RAIL

Description

Traditional Hurdle Estate Rail -
This provides a similar appearance to the continuous estate rail, but is supplied in rigid panels for 'stepped' installation. Each panel is bolted to the next.

Low Cost Hurdle Estate Rail -
This version is supplied in Hurdle form, but comprises 25mm tubular top rail and 19mm tubular lower rails. Perfect for Housing projects.

Heights:	Verticals:
1000, 1100, 1200mm	40x10, 40x8
1000, 1100, 1200mm	50x25, (Low Cost version)

Configuration:	Hurdle width:
Top rail and 3, 4 or 5 lower rails with graduated gaps	3 metres



BB-THER/ BB-LCER

BLUEBERRY HERITAGE RANGE

For applications where the railing must be in keeping with the historic environment, Blueberry offers a number of Georgian, Victorian and Edwardian inspired design options that are most likely to receive approval from the Conservation Officer. Call Blueberry for details.





Tubular Railings



Tubular Railings

BOW TOP

Description

Traditional design, lighter than solid bar, and much more economical at 1.8 metres high and above.

Tube Dia:	Heights:	Standard Horizontals:	Standard Posts:
19mm 25mm	600-1800 600-2400	50x25 50x25	60x60 60x60, 80x80



BB-BT

BALL AND BOW

Description

A combination of Blueberry Bow Top and Blueberry 'Belle'. Provides a low cost solution for decorative applications. With or without ball finial to posts.

Tube Dia:	Heights:	Standard Horizontals:	Standard Posts:
19mm	600-1800	50x25	60x60



BB-BAB

PLAY

Description

RoSPA compliant, 25mm tube best for Public, unsupervised play areas, 19mm tube for applications where the play area is supervised with less vandal risk.

Tube Dia:	Heights:	Standard Horizontals:	Standard Posts:
19mm 25mm	600 -1500 600 - 1800	50x25 50x25	60x60 60x60



BB-PY

VERTICAL TUBE

Description

A classic fence for areas of medium to higher vandal risk. Can be supplied with mitre cuts to verticals to create a climbing deterrent. 25mm square tube is also available. Ideal for school perimeters.

Tube Dia:	Heights:	Standard Horizontals:	Standard Posts:
19mm 25mm	600-1800 600-2400	50x25 50x25	60x60 60x60, 80x80



BB-VT

BLUEBERRY 'BELLE'

Description

A decorative railing with Blueberry's own 30mm dia. Aluminium ball finials, perfect for low cost Housing Applications. Posts have 60mm dia. aluminium ball finials as standard.

Tube Dia:	Heights:	Standard Horizontals:	Standard Posts:
19mm	600-1800	50x25	60x60



BB-BEL

SECURITY, ANTI CLIMB

Description

Higher security railing solution with 'cranked' oversail to deter climbing.

Tube Dia:	Heights:	Standard Horizontals:	Standard Posts:
25mm	1800-2400	50x25	60x60, 80x80



BB-SAC




Special Railings

BLUEBERRY SPECIAL RAILINGS


Within this product category, virtually any Railing can be fabricated to suit architects design and site conditions, and constructed from any steel section.

Our free site survey service ensures that any special panel or post requirements are made to measure providing peace of mind for the fencing contractor and architect.


RAISED PANEL




RADIUSED PANEL



TRANSITIONAL PANEL



PANEL ON WALL



Gates

BLUEBERRY GATES

Description

No Railing system would be complete without a range of pedestrian and vehicle gates.

Blueberry offers all types of gates to match virtually any fence type:

- Pedestrian Gates
- Vehicle Gates
- Self Closing Gates
- Alley Gates
- Motorised Gates
- Sliding Gates



Please visit our website to view our other products, including:

BIKE SHELTERS

BIN STORE

TEEN SHELTERS

BOLLARDS AND BARRIERS

BALCONIES



For more information please contact

T **01530 242 011** E **reece@blueberryproducts.co.uk** W **www.blueberryproducts.co.uk**

Unit 2, Ridgefield Business Park • Nanpantan Road • Loughborough • Leicestershire LE12 9YE